

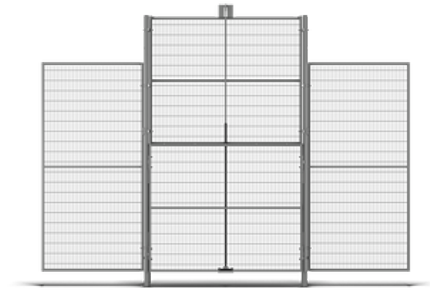
VERTICAL DOOR

The Vertical door is built with the ST30 mesh panels in 1,500 width, creating a 2,650 mm high door installation with a 1,250 mm high door opening, and 150 mm floor sweep.

A charged gas spring makes the opening and closing of the door blade very smooth and a magnet keeps the door in a closed position. The door can be equipped with a proximity safety switch assembled with the Multi Bracket.

The vertical door is supplied as panels, posts and door kit for assembly on site.


Standard opening width is approximately 1,500 mm.




FACTS

ART. NO	COMPONENTS
36905660	Kit 5660 vertical door


ACCESSORIES



MULTI BRACKET
FOR SWITCHES



EUCHNER MGB,
MGB-PN




SCHMERSAL
AZM200

COMBINE WITH



POST 60X40



PANEL ST30



VERTICAL DOOR

MACHINE GUARD

IMAGES

